

Updated
Environmental Statement 2007
for the site at Ingelfingen



bürkert
FLUID CONTROL SYSTEMS

Contents

| | |
|----|---|
| 03 | Statement from the Management Board |
| 04 | Statement from the works council |
| 05 | The Bürkert group |
| 06 | The site at Ingelfingen |
| 07 | Environmental policy and environmental management |
| 08 | Environmental protection and our products |
| 09 | Environmental protection – from planning to disposal |
| 10 | Extracts from the Integrated Management Handbook |
| 11 | Continuous progress in environmental protection |
| 12 | Objectives and achievements of environmental management |
| 13 | Use of resources |
| 14 | Input-Output Analysis 2006 |
| 15 | Environmental Performance Evaluation 2006 |
| 16 | Evaluation of environmental aspects |
| 17 | Öko-Audit-Konvoi and Bürkert in dialog |

Statement from the Management Board



At Bürkert we strive to generate measurable added value for our customers by providing innovative and high-quality products and systems. We achieve this through our "Code of Conduct", which applies the principle of equal treatment and respect for other cultures, but also for our environment.

The high status that we attach to quality, occupational and production safety, and environmental protection is particularly noticeable in times of increasing globalization and more intense competition.

At Bürkert we never compromise in this area.

We reject traditional relocation schemes that have a detrimental impact on job security or the environment, as well as cost-cutting measures that have a negative influence on the quality of our services. Compliance with statutory regulations in the areas of occupational safety and environmental protection are part and parcel of our everyday work.

In light of this it is essential that we break from established methods and have the courage to try new, unconventional ways. Man and the environment should not be sacrificed for the sake of short-term success, otherwise we will destroy the very basis of our existence in the long term. Our children also have a right to an unspoiled environment.

Our route along this often uncertain path is helped by our past experience as well as our mistakes from which we have learned valuable lessons. The proximity of our customers is crucial to our long-term success.

All these considerations do not represent stand-alone solutions, but are an integral part of our corporate policy. Every employee is obliged to contribute to ensuring that Bürkert meets these high demands in terms of quality, safety and environmental protection.

Ingelfingen, September 2006

A handwritten signature in black ink, appearing to read 'H. Rohrbeck', written over a light blue horizontal line.

Heribert Rohrbeck
CEO

Statement from the Works Council

The general works council and the works councils at each Bürkert factory fully support the commitment of the shareholders and the management board in relation to environmental protection.

We frequently attend meetings about occupational safety and environmental protection which allows us to contribute actively with proposals and suggestions. It is important to us that the company's objectives and measures are implemented consistently. Environmental protection is one of our most important tasks. We are responsible not only for preserving the health and safety of our employees, but also the general public. We take our obligation seriously and participate willingly and actively in these committees. Our work concerns

not only the implementation of Article 89 of the Labour-Management Relations Act, which the works council uses as a basis for its efforts to ensure that the regulations concerning occupational safety and accident prevention in the workplace as well as corporate environmental protection are implemented. We all want to achieve more than the statutory minimum.

Ingelfingen, September 2006



Bernhard Schwarz
Works Council Chairman



The Bürkert group

1946

Christian Bürkert (†1971), the company founder and ingenious inventor developed not only incubators and hot plates. His innovative oven and electric controllers are used in many well-known brands of household and kitchen appliances from the 1950s, valves to control air and gas are fitted on industrial and household equipment and appliances.

1960s

Christian Bürkert's original innovation, connecting valves with plastic-encased magnet coils, brings the company's breakthrough from small business to

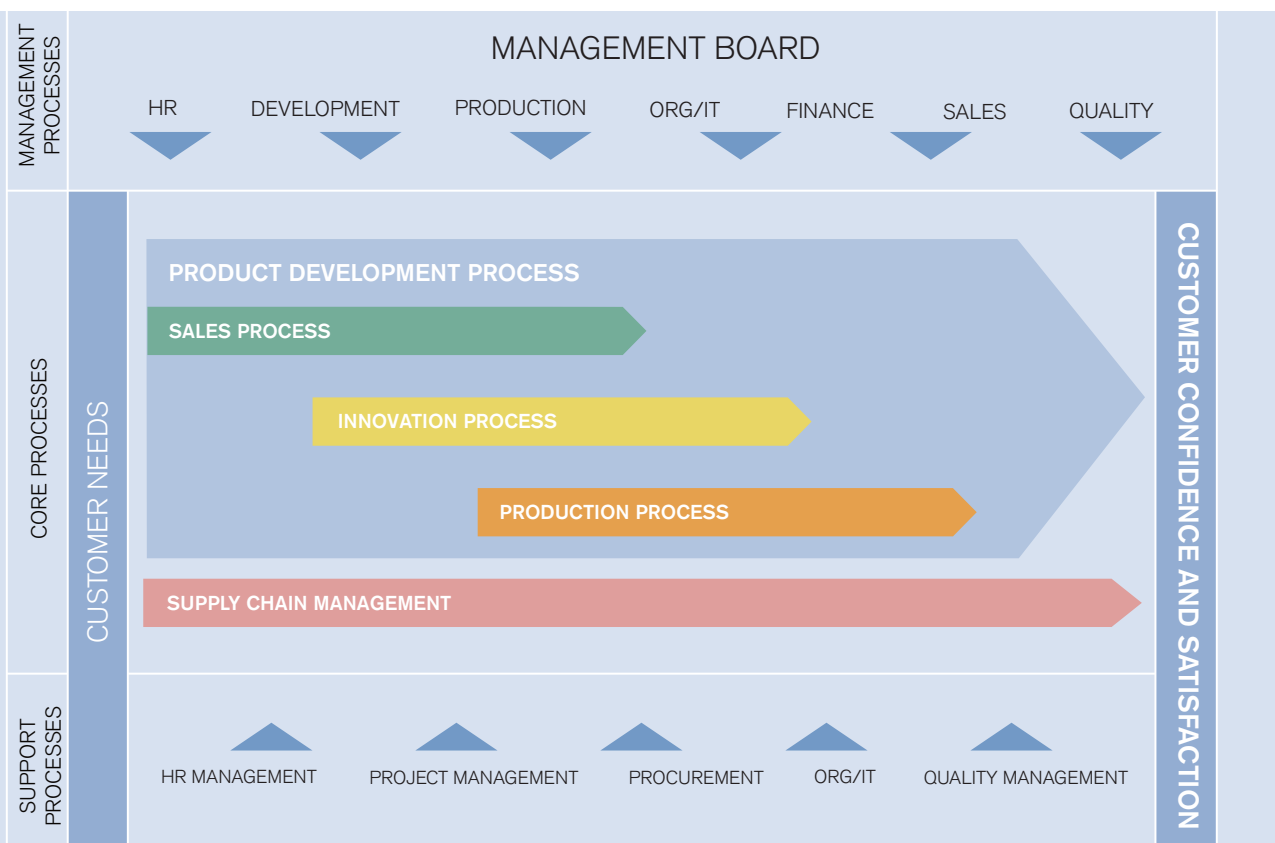
industrial enterprise. The industrial solenoid valve is invented, revolutionizing valve technology and laying the cornerstone for the success of Bürkert's products. The company takes the plunge by opening its own sales companies in some of Europe's leading export markets making it an international brand.

2006

The production and development of Bürkert Fluid Control Systems is spread across four factories in Germany (Ingelfingen, Gerabronn, Öhringen and Criesbach) and one factory in France. With around 1,700 employees

in 35 subsidiaries the Bürkert name is synonymous worldwide with expertise in fluid control systems. Its range of products and services comprises complete measurement and control systems, solenoid and process valves, pneumatic equipment and compatible sensors; the systems engineering area is becoming increasingly important. Bürkert's equipment covers all consumer sectors from A to Z: general machinery and equipment, chemical industry, heating and air conditioning, medical equipment, pharmaceuticals, robotics, environmental protection, water treatment, petrol pump technology, and much much more.

Group process organization of Christian Bürkert GmbH & Co. KG



The site at Ingelfingen

Bürkert's head office nestles between vineyards in the heart of the scenic Kochertal region. The site consists primarily of administrative buildings and the innovation center. Both buildings are connected via a glass-covered courtyard.

Visitors feel as if they are entering an atrium when they set foot inside the company's innovation center. There are hardly any separate offices and partition walls are very few and far between. The teams have eye-contact at all times and communication is very open.

The three-storey building has a very creative atmosphere with glass balustrades overlooking the interior. This is where Bürkert employees develop high-tech products for the measurement and control of gases and liquids. Potential customers get a sense of the degree of expertise that goes into forging these ideas making them feel involved. There is method in the fact that the company's employees are motivated and creative.

Around 500 employees work at the headquarters in Ingelfingen in the following areas:

- Research and development
- Sales
- Electronics
- Assembly
- Special valve assembly
- Plastic injection moulding and tool manufacture

Around 40 people are responsible for head office functions.



The factory is located in a mixed-use zone and is right next to the Kocher river.

| | |
|----------------|-----------------------|
| Built-up area: | 10,175 m ² |
| Sealed area: | 2,762 m ² |
| Green space: | 4,470 m ² |



Environmental policy and environmental management

Environmental protection is a key part of the corporate culture at Bürkert factories and is defined in the group's Integrated Management Handbook (IMH) by the management board as part of the company's mission statement.

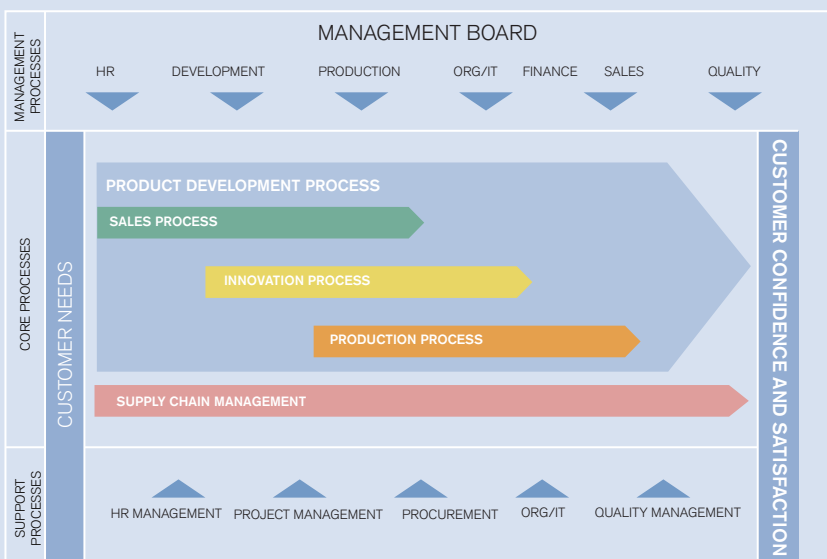
The company's objectives are based on the environmental aims and individual aims of the management board. The aims refer to the environmental impact of the company's activities, products, resources, and services. Quality, occupational and product safety, and environmental protection are primary concerns at Bürkert. This

is reflected in the integrated process-oriented management system which was implemented in 2001. The areas of occupational safety, quality, and environmental protection are assessed regularly by appointed personnel and are adapted according to operating conditions.

Compliance with all relevant statutory regulations and continuous improvements in the company's environmental protection have been common practice at Bürkert for many years. It is not only the ideas that are important, but also the actions and deeds of each and ev-

ery employee. The organizational structure and methods and procedures are described in the Integrated Management Handbook. Amongst other things this documentation covers all general work instructions and documented procedures for environmental processes.

Each employee is required to contribute to ensuring that Bürkert always comes out on top in terms of quality, safety and environmental protection.



The **Quality management process** stands not only for product quality, but also for the quality of the company as a whole (corporate quality).

The management representative is a member of the management process and advises the management board in the areas of quality management, occupational safety management and environmental management. The management representative is supported by appropriate specialists in all areas.

As the representative for environmental protection the representative's tasks include for example, seeking advice from waste managers, or safety experts, safety representatives and fire safety officers in relation to occupational safety.

Environmental protection and our products

The smart choice in Fluid Control Systems

Our motto is a promise. Our product developments demonstrate that technical perfection is not only accompanied by, but is actually directly linked to, active environmental protection. Perfection means, for example, for our designers, a service-friendly, modular product structure, savings on materials as a result of a compact design and the use of recyclable materials.

Our motto "More than you expect" motivates our development, software and electronics engineers to achieve as perfect a solution as possible that satisfies our customers needs in terms of efficiency and accuracy, as well as durability and reliability, which contributes to environmental protection.

This basic principle has made it possible to design modern pneumatic valves that only absorb $\frac{1}{16}$ of the power needed by the previous model which was designed 20 years ago.

Not to mention our PID controllers, for example, which communicate directly on site with the appropriate valves used in ph-neutralization plants and control chemical processes optimally and in an environmentally-friendly manner, which originates from our drive for perfection.

Our range of products includes solenoid valves for liquids and gases, flow controllers and proportional valves, valves for medical and environmental


technology, pneumatics, process and control valves, regulation and control equipment, sensors, system solutions from standard equipment or customized developments.

By using the latest assembly and production facilities we can provide high-quality products whilst saving on resources and without harming the environment.

Communication makes "thickened" water clean

In open systems cooling water "becomes salty" as a result of condensation. This is not ideal and means that a constant supply of fresh water has to be provided in the required quantity. If it becomes too "thick", the conductivity transmitter passes this information on to a controller, which in turn triggers the appropriate supply diaphragm valve. Not centrally or where it is susceptible to interference, but directly at the heart of the action.

Our valve clusters offer the advantage of standardizing pneumatic and electronic I/O modules. By combining bus nodes, extremely economical solenoid valves and electrical inputs and outputs in a small space, this system can save users from carrying out extensive wiring and also saves space as well as the environment, raw materials and energy.



Environmental protection - from planning to disposal

We always analyze and consolidate the results of any audits that are carried out. In addition to the input-output analysis, these provide important information for defining environmental programs, targets and measures. All of our employees are involved in achieving the company's aims.

Research and development

The foundations for an environmentally-friendly product are laid as early as the planning stage. In terms of environmental protection, our detailed specifications play a key role in the development of products and procedures. Our specifications take into account not only market and technological requirements, but also aspects of occupational safety and environmental protection. These include, e.g.:

1. The careful use of raw materials, unmachined parts, semi-finished products and bought-in parts and using as little energy as possible for their manufacture
2. The use of recyclable materials (waste recycling)
3. Environmentally-friendly manufacturing processes
4. Avoiding the use of hazardous substances
5. Operating instructions to ensure

- proper use (for internal employees)
6. Operating instructions to ensure proper use (for customers)
7. Modular construction of equipment

Production and assembly

The production departments are particularly responsible for environmental protection in relation to production, as it is in this area that potential environmental influences occur depending on the respective procedure. This includes the targeted use of raw materials and supplies, the set-up of production facilities, the adjustment of processes and their parameters, and the employment of qualified personnel. In addition to actual products, the company also generates rubbish, waste water and emissions. The aim is to minimize these through environmentally-friendly production or to prevent these from being generated and, if possible, make appropriate use of them.

Packaging and dispatch

We pursue two main aims in this area:

1. To avoid the use of packaging materials. Reusable packaging is used wherever possible. We inform our customers of our returns policy and their options for disposing of packaging material.

2. To minimize transport-related environmental pollution. We favor suppliers from our local area to reduce environmental pollution from transportation as much as possible and meticulously plan the routes of our delivery vehicles to ensure that they are used optimally. The fleet currently consists of over 20 pool vehicles. All our vehicles are low-emission, state-of-the-art models with low fuel consumption.



Customer service

We provide a level of service for our products that ensures a longer useful life. The facilities required are supplied so that our service meets the high demands imposed by quality and environmental regulations. By documenting all complaints, guarantees and fair dealing we obtain feedback and insight for all areas of the company and into the state-of-the-art.

Returns and disposal

We offer our customers a returns guarantee for all of our products after the end of their useful life or we can provide our customers with advice and information on disposal.



Extracts from the Integrated Management Handbook

Extracts from the Integrated Management Handbook (IMH)

1. The environmental protection officer monitors the implementation of all relevant measures. He carries out administrative tasks in this area i.e. he works closely with the management board ("environmental protection is a management issue"), the head of quality control, and the relevant departments and areas in terms of environmental issues. This also involves working with the works council.
2. Contact, information, and cooperation with employees, the authorities, and the public are an important part of the environmental protection officer's role. This also involves emergency plans and aftercare. To ensure effective contingency planning, inspections are carried out and action plans are drawn up. Regular fire drills are also part of emergency plans. Clear and open contact with customers and dealers is a matter of course.
3. Internal environmental audits provide the management board with proof of its perception of organizational and supervisory obligations. They are carried out regularly with the quality audit as part of audit planning.
4. A targeted starting point for environmental protection is the development of new and the improvement of existing products. Major successes in terms of environmental protection

are already in the pipeline.

5. Process control in production and assembly creates development inputs that are implemented in specific production technologies. The aim is to carry out product development and machining tests and to design new and improved production procedures.
6. Our aim is to offer our customers environmentally-responsible solutions and to increase awareness amongst more customer groups of the need for environmentally-aware buying patterns by creating an environmentally-conscious identity for our company. To allow customers a successful operating stage, customer service is available long after a sale is made. By documenting all complaints, guarantees and fair dealing we obtain feedback and insight for all areas of the company and into the state-of-the-art.
7. Our environmental protection officers and UMB and UM auditors work together in environmental project groups (Modell Hohenlohe, Agenda 21, internal project groups).
8. Suggestions for improvement originate from the Bürkert project and working group philosophy.

Principle areas of activity

The input-output analysis provides us with important information about resource use trends. In addition to audit results, which are analyzed and consolidated, these provide the main information for defining environmental programs, targets and measures. These are communicated to the employees involved in a suitable format and evaluated as part of the management review where appropriate. The principle areas of activity refer to the environmental impact of all activities, products, resources, and services.

- Reducing emissions from vehicles and heating
- Volume of waste water
- Waste disposable packaging
- Energy consumption
- Providing employees with more training and information on environmental issues
- Recycling waste

Continuous progress in environmental protection

Examples of various activities in recent years

1986

Operational planning of Site 6 involving a round table discussion with authorities and environmental protection groups

1990

Bürkert "environmental protection" circle, aims:

To eliminate waste, separate waste paper according to grade, use recycled paper, minimize battery consumption, switch to environmentally-friendly cleaning products, switch canteen meals from disposable aluminum trays to crockery, stop using plastic cups in the coffee machine, save energy (energy-saving bulbs, maintenance, compressed air system)

1991

"Packaging optimization" project (trials with major customers), employee training and information on environmental protection for new employees, travel cards for employees (indirect environmental issues), factory visits, Modell Hohenlohe (Community promoting environmental protection in commerce and industry): Bürkert is a founder member

1993

"Clean without CFCs" project: Switch from Freon to plasma cleaning agents, energy

savings management, energy saving projects, resource analyses, ratio

1994

Water program: Well water for cooling

1995

Visit from environment minister, Schäfer, energy utilization, resource conservation

1996

Waste management: Introduction of a computer-aided waste management system - PC Abfallbilanz, preparation for EMAS

1997/98

CO² reduction program: Cogeneration plant (combined heat and power: heat, cooling and power), thermal insulation and new building facade, resulting in an energy consumption level below the reference value in VDI Guideline 3807, EMS (energy management system; integration: Power-Heat-Cooling)

1999

Introduction of an integrated environmental and occupational safety management system

2000

Energy program 2000 Site 1: Online monitoring in 10-second cycles, power and water, process monitoring, fault reporting system, visualization

2001

Energy program 2000 Site 3: Integration of various machines in the cooling water circuit in place of waste water cooling, elimination of losses in the compressed air system, process monitoring, CHP waste heat utilization to generate steam (integration in the thermal insulation composite system)

2002

Energy saving program Site 2: New calculation and design for compressed air production, planning and rearrangement of the waste management center/environmental prize for companies from the Department for the Environment and Transport for Baden-Württemberg

2003

EMAS II validation

2004/2005

Once Bürkert had gained experience with EMAS II validation, the company was ready to pass on its knowledge to other companies in the region. To provide the best level of support possible we adopted the Öko-Audit-Konvoi.

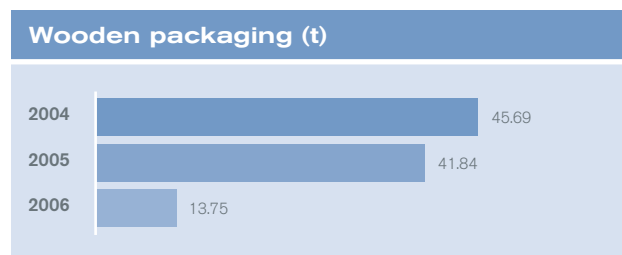
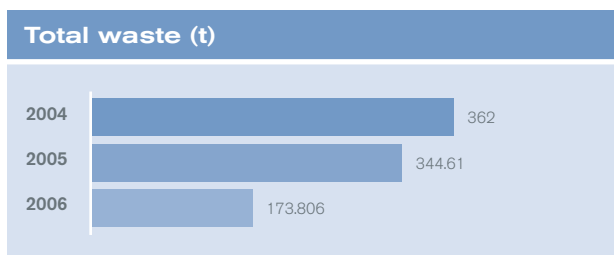

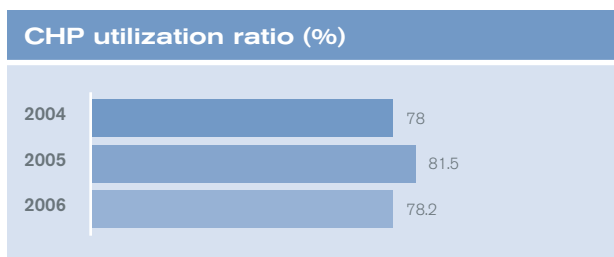
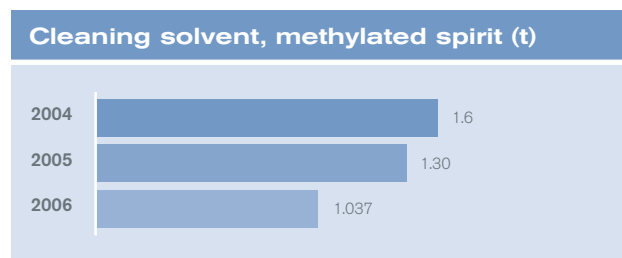
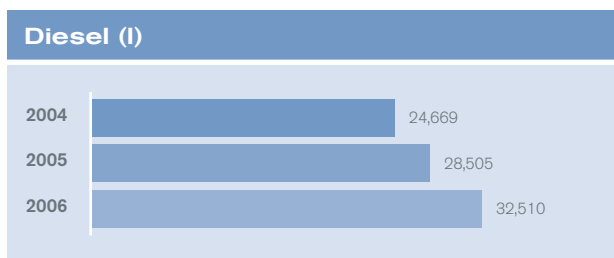
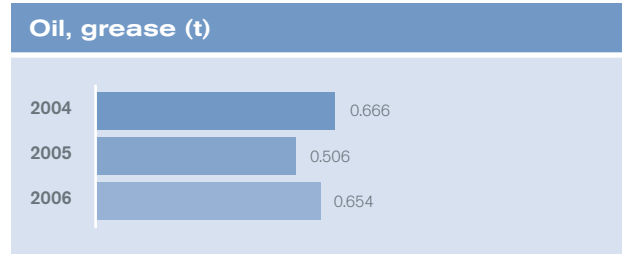
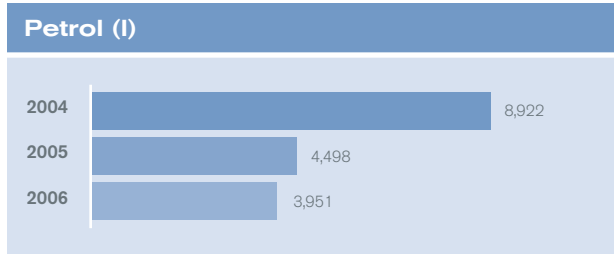
2006

Successful EMAS II revalidation

Objectives and achievements of environmental management

| Objective | Individual aim | Measures | Devised in | Dates (completion) | Status |
|---|---|--|------------|--------------------|--------|
| Improve communication | Improve internal communication | Distribution of at least 3 employee newsletters | 2005 | 2005 | 100% |
| | Improve internal communication | Organization of at least 1 works meeting | 2006 | 2006 | 100% |
| | Improve external communication | Arrangement of at least 2 school events: BORS (Beruf-orientierung Realschule) | 2006 | 2006 | 100% |
| Reduce energy and resource consumption | Control and monitor indoor climate and ambient conditions | Installation of building management systems across the entire site at Ingelfingen – new monitoring and visualization | 2005 | End of 2007 | 100% |
| Reduce energy and resource consumption | Optimize energy consumption for compressed air production by 10 % | Inspection of the compressed air system and optimization of consumers | 2003 | 2007 | 100% |
| Reduce waste disposal costs and avoid long transport routes | Improve waste disposal | Inspection and, if necessary, switch to a regional waste disposal specialist | 2005 | 2006 | 100% |
| Improve occupational safety | Standard factory access to instructions for handling hazardous materials | Linking of ID numbers in SAP to operating instructions | 2005 | 2006 | 100% |
| Reduce energy and resource consumption | Control and monitor indoor climate and ambient conditions | Installation of building management systems across the entire site at Criesbach – new monitoring and visualization | 2005 | End of 2008 | 20% |
| Reduce energy and resource consumption | Switch to independent cooling for the erosion area | Cooling without using power (pumps, fans) but using outside air instead | 2005 | 2007 | 100% |
| Improve communication | Increase awareness to improve conduct | Notices concerning environmental issues on the information boards in the factories | 2006 | 2007 | 100% |
| Improve occupational safety / environmental protection | Prevent accidents among factory traffic and safer transport of goods (also hazardous materials) | Training for forklift drivers (drivers' license) | 2006 | 2006 | 100% |
| Improve occupational safety | Standard factory access to safety datasheets | Linking of ID numbers in SAP to operating instructions | 2007 | 2008 | 10% |
| Reduce energy and resource consumption | Reduce energy costs for air conditioning in the R&D building → Save approx. 180 kW per year | Shading of the glass roof with metal strips | 2007 | 2007 | 100% |

Use of resources



Input-output analysis 2006

| Input 2006 | | |
|---|---------|------------------|
| Raw materials (t) | | |
| Steel | | 12.000 |
| Brass | | 1,000 |
| Copper | | 0.080 |
| Aluminum | | 0.010 |
| Plastics | | 185.57 |
| Materials and supplies | | |
| Oil and grease | | 0.654 |
| Cleaning solvent, methylated spirit, etc. | | 1.037 |
| Gas | | 40.01 |
| Varnish and paint | | 0.038 |
| Metryl (all factories and W1) | | 2.1 |
| Number of hazardous materials (items) | | 40 |
| Facilities | | |
| Built-up areas (m ²) | | There was |
| Sealed areas (m ²) | | nothing built |
| Green space (m ²) | | in 2006 |
| Water (m³) | | |
| Drinking water | | 4,874 |
| Well water | | 39,369 |
| Energy (Ltr.) (kWh) | | |
| Electricity | | 4,449,902 |
| Electricity board | | 1,665,104 |
| CHP 1) | 735,089 | 2,784,798 |
| Fleet petrol | 3,951 | 34,620 |
| Fleet diesel | 32,510 | 318,920 |
| Heating oil | 174,436 | 1,734,300 |
| Heat used (cooling water + emissions) | | 2,798,146 |
| Total energy used (kWh)1 | | 9,335,888 |
| The annual utilization ratio of the CHP is 1 | | |
| | | 78.2% |
| 1) Calculated by ACUTECH (CHP remote monitoring online) | | |

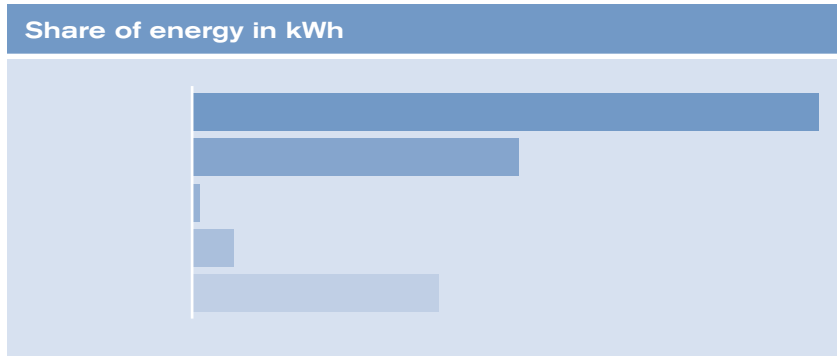
| Output 2006 | |
|--|-----------|
| Finished products (items) | 7,745,260 |
| Domestic and foreign (t) | 2,827.6 |
| Waste that does not require special supervision for recycling (t) | |
| Paper and cardboard | 12.31 |
| Plastic waste | 19.285 |
| Aluminum | 2.57 |
| Valve scrap metal / mixed scrap metal | 33.154 |
| Household-type commercial waste | 67.77 |
| Wooden packaging | 13.75 |
| Waste that requires special supervision for recycling (t) | |
| Used oil | 1.35 |
| Emulsions | 3.9 |
| Metryl junk | 1.755 |
| Electronics scrap metal | 1.136 |
| Total waste for factory 1 | |
| | 198.342 |
| Waste water (m³) | |
| Sanitary (treatment plant) | 2,695 |
| Cooling water (boiler) | 39,131 |
| Emissions (t) | |
| Exhaust air from heating system / CHP / fleet | |
| CO ₂ | 2,516.1 |
| SO ₂ | 2.6 |
| NO ₂ | 4.8 |
| To monitor the relevant environmental issues, the material and energy flows are recorded using various systems. The material flows are controlled, documented and evaluated exclusively using SAP R3. The energy flows are visualized and documented using EMS (Energy Management System). | |

Environmental Performance Evaluation 2006

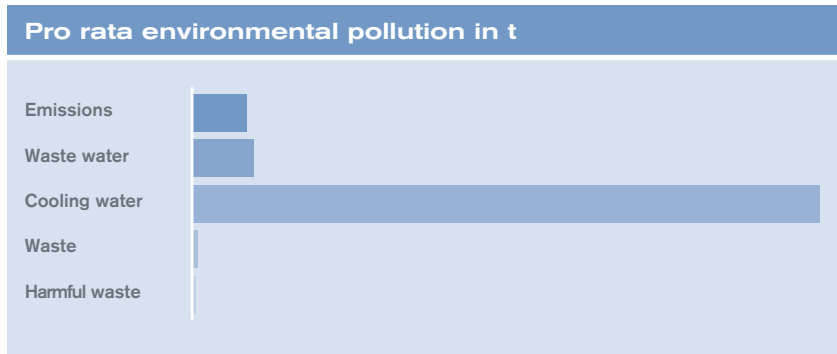
Well water as a cooling fluid

One example of this is replacing the cooling water system for the injection molding facilities. The cooling system which to date had been supplied with municipal water was converted to a closed system with a heat exchanger and a well water supply. The consumption of cooling water is constantly recorded and documented for each individual consumer on PC along with the quantity removed from the well. Water only needs to be taken from the municipal supply in emergencies. This system has reduced the quantity of drinking water used in the "Production - Hydraulic - Compression" process (27 consumers in total) by 75%.

By caring for the environment we were able not only to save on resources, but also to provide added security for the cooling water supply and make significant savings in terms of the cost of fresh water.



| | |
|-----------------------|------------------|
| Power (utility, CHP): | 4,449,902.00 kWh |
| Heat (heating, CHP): | 2,798,146.00 kWh |
| Petrol (fleet): | 34,620.00 kWh |
| Diesel (fleet): | 318,920.00 kWh |
| Heating oil EL: | 1,734,300.00 kWh |



| | |
|----------------|--------------|
| Emissions: | 2,523,500 t |
| Waste water: | 2,695,000 t |
| Cooling water: | 39,131,000 t |
| Waste: | 198,342 t |
| Harmful waste: | 8,141 t |

Assessment of environmental aspects

| Process/Area | Environmental aspects | | | | | | | | | |
|--------------------------------------|-----------------------|------------|-------------|--------------------|------|-----------|---------|---------|----------------|---------|
| | Water utilization | Well water | Waste water | Energy utilization | Gas | Emissions | Noise | Storage | Ground seepage | Waste |
| Waste processing center | None | None | None | None | None | None | None | Average | None | High |
| Above-ground heating oil tank | None | None | None | Average | None | None | None | High | High | None |
| Gas station | None | None | None | Average | None | None | None | High | High | None |
| Cold-storage room – AZO facility | None | None | Low | None | None | None | None | None | None | None |
| Compressor room | None | None | Average | None | None | None | Low | None | None | Average |
| Test workshop; DLC | None | None | None | None | None | Low | None | Low | Low | None |
| Electronics production (gas calibr.) | None | None | None | None | High | Low | None | Low | Low | None |
| Plastic injection molding | Low | High | Low | None | None | Low | Average | Low | Low | Low |
| CHP | None | None | None | None | None | High | Low | Low | Average | Average |
| Oil separator | None | None | None | None | None | None | None | Low | None | Low |
| Transformer station | None | None | None | Average | None | None | Low | Low | Low | None |

High Average Low None

All of the environmental aspects listed in EMAS, Appendix VI, are tested regularly. All relevant figures are illustrated in bold in the input-output analysis.

Environmental aspects are assessed on the basis of guidelines that have been defined in the company's Modell Hohenlohe eco-audit.

These are defined every three years.

Öko-Audit-Konvoi

Certificates awarded at the Bürkert factory in Ingelfingen

Modell Hohenlohe has once again resulted in seven EMAS validations. Once Bürkert had gained experience with EMAS II validation, the company was ready to pass on its knowledge to other companies in the region. To provide the best level of support possible we adopted the Öko-Audit-Konvoi. This com-

plex project recently resulted in seven companies achieving EMAS validation. During the ceremony held on 17 October 2005 at Bürkert, representatives from the companies were awarded with their certificates by environment minister, Tanja Gönner.



Bürkert in dialog



Environment minister Tanja Gönner visits Bürkert

Directors, Heribert Rohrbeck and Gerhard Koch, welcomed Tanja Gönner, environment minister for Baden-Württemberg, and numerous other guests from the world of politics and finance including representatives from the local authorities, IHK and regional municipalities, to the EMAS closing event for the "Modell Hohenlohe" project.

The Environment Minister and the executive committee of the "Modell Hohenlohe" project were given the

opportunity to find out more about Bürkert beforehand on a tour round the site. In his presentation, Heribert Rohrbeck discussed not only the company and some of the areas where our products are used, but also our environmental achievements, which appeared to impress the Environment Minister and the other participants a great deal.

If you are interested in further information visit the Bürkert homepage:

<http://www.burkert.com>

Christian Bürkert GmbH & Co. KG

Christian-Bürkert-Strasse 13-17
74653 Ingelfingen
T: +49 (0) 7940 10-0
F: +49 (0) 7940 10-204
www.burkert.com

The TÜV Umweltgutachter GmbH Group of Companies
TÜV South Germany, DAU licence number DE-V-0209,
has, in cooperation with environmental consultant
Mr Artischewski (DAU licence number DE-V-0005),
reviewed the environmental policy, environmental audit,
environmental program, environmental management
system, environmental audit procedure and environmen-
tal statement of

Christian Bürkert GmbH & Co. KG
for the site at Ingelfingen

for compliance with the provisions of Council Directive
(EC) No. 761/2001 as amended on 3 February 2006
and hereby declares compliance with the requirements
of the Directive.

There are no indications of any discrepancies in relation
to relevant statutory provisions.

Ingelfingen, 19 December 2007



Raphael Artischewski
Environmental Consultant
DE-V-0005